

Colors **AND FINISHES**

UPDATE_July_2016

COLOR MAKING THE SPACE ALIVE WITH EMOTION, GIVING PERSONALITY TO FORM **NON-TOXIC MATERIALS** CONTINUOUS TECHNICAL INNOVATION AND DETAILED AESTHETIC RESEARCH **TEXTURE** CREATING UNIQUE EFFECTS THROUGH DISTINCTIVE PATTERNS **WOOD** ADDING NATURAL WARMTH WITH LIMITED ENVIRONMENTAL IMPACT **HUES** PLAYING WITH CONTRASTS, CREATING A MOOD.



MELAMINE *Doors*

MELAMINE-FACED DOORS

TECHNOLOGY_MELAMINE-FACING IS A WOOD PARTICLE PANEL COATED ON BOTH SIDES WITH DECORATIVE MELAMINE (SYNTHETIC MATERIAL CONSISTING OF SHEETS OF PAPER IMBUED WITH MELAMINE RESIN).

ADVANTAGES_HARDNESS, SCRATCH-RESISTANCE AND IMPERMEABILITY TO SURFACE SOLVENTS. VERY REALISTIC WOOD EFFECT.

MAINTENANCE_TO CLEAN THIS TYPE OF SURFACE, USE A NON-ABRASIVE NEUTRAL LIQUID DETERGENT SOLUTION DILUTED IN WATER (SOLUTION AT 10-20%).

MOON OAK AP9KRQ	NATURAL LARCH AP9KLB	MEDIUM OAK AP9KR8	SAND WALNUT AP9KN5	HAVANA OAK AP9KLR	CANYON OAK AP9KRM
OSLO OAK AP9KK0	FOSSIL OAK AP9KRY	BETON OAK AP9KK1	TUNDRA ELM AP9KLD	POLAR ELM AP9KLG	PARK GREY AP9KP4
VOLCANO EUCALYPTUS AP9KWU	NEW				
JUTE RESIN AP9K2V	ASH RESIN AP9KB2	CORTEN AP9K6Z	PEWTER AP9K2J	SALT RESIN AP9KP8	NEW

MELAMINE WHITE LASER *Doors*

MELAMINE DOORS WITH LASER EDGE

TECHNOLOGY_LASER-EDGED DOORS ARE THE RESULT OF A TECHNOLOGY THAT ALLOWS THE EDGES OF THE DOORS TO BE JOINED USING A HIGH-EFFICIENCY LASER SOURCE.

ADVANTAGES_THE SEAL - WHICH IS PERMANENT AND HAS NO APPARENT JOIN - THEREBY ELIMINATES THE AESTHETIC FLAWS CAUSED BY GLUE RESIDUES, YIELDING AN IMPECCABLE LOOK, WITH NO INTERRUPTIONS, EQUIVALENT TO THE PERCEPTION OF A LACQUERED SURFACE.

MAINTENANCE_A SIMPLE SOFT CLOTH, SLIGHTLY DAMPENED WITH A GLASS-CLEANING PRODUCT SUFFICES TO CLEAN THE LASER-EDGED DOORS.

MATTE LAMINATE DOORS



SOFT ARCTIC WHITE AP9KA1	SOFT REFLECT WHITE AP9K0W	SOFT SILK WHITE AP9KX8	SOFT FEATHER GREY AP9KG2	SOFT CAPPUCCINO AP9KJ2	SOFT COFFEE BROWN AP9K88
SOFT PLATINUM GREY AP9K2S	SOFT COSMIC GREY AP9K2Q				

LAMINATE *Doors*

LAMINATE DOORS WITH LASER EDGE

TECHNOLOGY_SNAIDERO LAMINATE DOORS ARE CREATED WITH A SUPPORT IN PARTICLE BOARD COATED ON THE FRONT WITH GLOSSY LAMINATE IN A DIRECT MIRROR GLOSS FINISH AND ON THE BACK IN MATT MELAMINE, WITH GLOSSY ABS ON THE 4 EDGES, IN A TONALITY TO MATCH THE FRONT.

ADVANTAGES_LAMINATE DOORS ARE WATERPROOF, SCRATCH- AND IMPACT-RESISTANT AND EASY TO CLEAN.

MAINTENANCE_TO CLEAN THIS TYPE OF SURFACE, USE A NON-ABRASIVE NEUTRAL LIQUID DETERGENT SOLUTION DILUTED IN WATER (SOLUTION AT 10-20%).

BRIGHT LAMINATE DOORS

ARCTIC WHITE AP1K1V	REFLECT WHITE AP1K0W	SILK WHITE AP1K08	FEATHER GREY AP1K2B	CAPPUCCINO AP1KJ2	COFFEE BROWN AP1K8H
PLATINUM GREY AP1K2S					

GLOSSY LACQUERED *Doors*

GLOSSY LACQUERED

TECHNOLOGY_LACQUERED DOORS USE THE SURFACES PREPARED WITH THE POLYESTER OR ACRYLIC BASE TO WHICH 2 COATS OF GLOSSY LACQUERED COATING ARE APPLIED.

ADVANTAGES_HIGH QUALITY, IMPACT-RESISTANT, BRIGHT, EVEN SURFACE. DOORS STAND THE TEST OF TIME. NO PARTICULAR MAINTENANCE REQUIRED DURING THEIR LIFETIME.

MAINTENANCE_USE A NON-ABRASIVE, NEUTRAL LIQUID DETERGENT SOLUTION DILUTED IN WATER (SOLUTION AT 10-20%) OR CONCENTRATED IF SURFACES ARE VERY DIRTY AND GREASY.

HIGH GLOSS MONOLACQUER EVERGREEN DOORS

ARCTIC WHITE AP6U1V	FEATHER GREY AP6U2B
------------------------	------------------------

HIGH GLOSS LACQUER EVERGREEN DOORS

REFLECT WHITE AP6K0W	IVORY AP6K1A	PEARL GREY AP6K20	COSMIC GREY AP6K2Q	TITANIUM AP6K2A	CAPPUCCINO AP6K8V
GRAPHITE GREY AP6KF2	COFFEE BROWN AP6K8H	BLACK AP6K9G			

HIGH GLOSS LACQUER CONTEMPORARY DOORS

LEMON YELLOW AP6K6J	HONEY YELLOW AP6K73	SAHARA YELLOW AP6K07	AUTUMN ORANGE AP6K6N	BEIJING RED AP6KK3	RACING RED AP6K31
GINGER RED AP6K3N	MARSALA RED AP6K3E	PLATINUM GREY AP6K2S	SWEDEN BLUE AP6KF5	PATAGONIA BLUE AP6KST	LAKE BLUE AP6K5V
WHEAT BROWN AP6K8A	TEA GREEN AP6K4X	CEDAR GREEN AP6KC4	FERN GREEN AP6K4E	HEART BROWN AP6K81	

HIGH GLOSS LACQUER TAILOR-MADE



Custom-made high gloss lacquered colour, referring to: Colour chart **RAL**, **PANTONE (Formula guide)** and **NCS (Index 2)**. Available in the high gloss lacquered version for the models which include this finish. **Price: matte lacquer price group + 30%.**

Delivery time: add 4 working weeks to the standard schedule.

N.B.: Following miscellaneous and additional orders are not available, objections about the colour interpretation will not be accepted. There may be slight differences between the Colour chart and the final product.

MATTE LACQUERED *Doors*

MATT LACQUERED DOORS

TECHNOLOGY_LACQUERED DOORS USE THE SURFACES PREPARED WITH THE POLYESTER OR ACRYLIC BASE TO WHICH A SINGLE COAT OF MATT WATER-BASED (TO REDUCE THE ENVIRONMENTAL IMPACT) LACQUERED COATING IS APPLIED.

ADVANTAGES_MATT LACQUERED SURFACES HAVE A SPECIAL SILKY-LIKE APPEARANCE, MAKING FOR A DISCREET, YET REFINED BEAUTY.

MAINTENANCE_USE A NON-ABRASIVE, NEUTRAL LIQUID DETERGENT SOLUTION DILUTED IN WATER (SOLUTION AT 10-20%) OR CONCENTRATED IF SURFACES ARE VERY DIRTY AND GREASY.

MATT LACQUER EVERGREEN DOORS

ARCTIC WHITE AP7U1V	REFLECT WHITE AP7K0W	IVORY AP7K1A	FEATHER GREY AP7U2B	PEARL GREY AP7K20	COSMIC GREY AP7K2Q
TITANIUM AP7K2A	CAPPUCCINO AP7K8V	GRAPHITE GREY AP7KF2	COFFEE BROWN AP7K8H	BLACK AP7K9G	

MATT LACQUER CONTEMPORARY DOORS

LEMON YELLOW AP7K7J	HONEY YELLOW AP7K7S	SAHARA YELLOW AP7KD7	AUTUMN ORANGE AP7K6N	BEIJING RED AP7K33	RACING RED AP7K31
GINGER RED AP7K3N	MARSALA RED AP7K3E	PLATINUM GREY AP7K2S	SWEDEN BLUE AP7KF5	PATAGONIA BLUE AP7KST	LAKE BLUE AP7K5V
WHEAT BROWN AP7K8A	TEA GREEN AP7K4X	CEDAR GREEN AP7KC4	FERN GREEN AP7K4E	HEART BROWN AP7K81	

MATTE LACQUER TAILOR-MADE



Custom-made matte lacquered colour, referring to: Colour chart **RAL**, **PANTONE (Formula guide)** and **NCS (Index 2)**. Available in the matte lacquered version for the models which include this finish. **Price: matte lacquer price group + 30%**. Delivery time: add 4 working weeks to the standard schedule.
N.B.: Following miscellaneous and additional orders are not available, objections about the colour interpretation will not be accepted. There may be slight differences between the Colour chart and the final product.



MICALIZED LACQUER *Doors*

MICALISED LACQUERED DOORS

TECHNOLOGY_MICALISED LACQUERING DERIVES FROM A TECHNOLOGY THAT HAS BEEN ADAPTED FROM THE MOTOR VEHICLE SECTOR THAT USES MICA IN ITS COATINGS - A MINERAL WITH A VERY SPECIAL BRIGHT SHINE. 3 COATS OF FINISH ARE APPLIED TO THE SURFACE IN ORDER TO OBTAIN THE MICALISED EFFECT.

ADVANTAGES_MICALISED SURFACES STAND OUT FOR THEIR REFINED, VALUABLE SHINE, BUT ARE ALSO VERY DISCREET.

MAINTENANCE_TO CLEAN MICALISED SURFACES, USE A NON-ABRASIVE, NEUTRAL LIQUID DETERGENT SOLUTION DILUTED IN WATER (SOLUTION AT 10-20%) OR CONCENTRATED IF SURFACES ARE VERY DIRTY AND GREASY, APPLYING IT OVER THE WHOLE SURFACE USING A SOFT SPONGE.

NORDIC WHITE
AP7X1K

RUBY RED
AP7X3R

ABSOLUTE BROWN
AP7X8M

CEMENT GREY
AP7X2E

SIDEREAL BLUE
AP7X59

CHAMPAGNE
AP7X72

LEAD GREY
AP7X29

EXTRA BLACK
AP7X9E

BURNISHED GOLD
AP7XHU


GLOSSY METALLIC *Doors*

GLOSSY METALLIC DOORS

TECHNOLOGY_GLOSSY METALLIC LACQUER DERIVES FROM A TECHNOLOGY THAT HAS BEEN ADAPTED FROM THE MOTOR VEHICLE SECTOR. DOORS ARE CREATED STARTING FROM SURFACES PREPARED USING A POLYESTER OR ACRYLIC BASE ONTO WHICH 2 COATS OF MICA-METALLIC PAINT ARE APPLIED CONTAINING METAL SHAVINGS, FOLLOWED BY 2 OR 3 COATS OF GLOSSY TRANSPARENT VARNISH.

ADVANTAGES_METALLIC SURFACES ARE HIGHLY SCRATCH-RESISTANT WITH A GLOSSY SHINE AND OPTICAL EFFECT OF DEPTH OF COLOUR ACHIEVED THANKS TO THE THICK LAYER OF COATING.

MAINTENANCE_TO CLEAN METALLIC SURFACES, USE A NON-ABRASIVE, NEUTRAL LIQUID DETERGENT SOLUTION DILUTED IN WATER (SOLUTION AT 10-20%) OR CONCENTRATED IF SURFACES ARE VERY DIRTY AND GREASY, APPLYING IT OVER THE WHOLE SURFACE USING A SOFT SPONGE.



NORDIC WHITE AP8X1K	RUBY RED AP8X3R	ABSOLUTE BROWN AP8X8M	CEMENT GREY AP8X2E	SIDEREAL BLUE AP8X59	CHAMPAGNE AP8X72
LEAD GREY AP8X29	EXTRA BLACK AP8X9E	BURNISHED GOLD AP8XHU			

WOODEN *Doors*

WOODEN DOORS

TECHNOLOGY_SNAIDERO WOODEN DOORS ARE CREATED WITH A PARTICLE PANEL VENEERED ON TWO SIDES AND WITH SOLID WOOD ON THE 4 EDGES WITH THE VARIOUS STAIN WOODS.

ADVANTAGES_AUTHENTIC, HARD-WEARING MATERIAL OF NATURAL, VALUABLE BEAUTY: ECO-FRIENDLY SUSTAINABILITY, HELPING PRESERVE THE FUTURE. WIDE CHOICE OF FINISH.

MAINTENANCE_THE WOOD CAN BE CLEANED WITH A SIMPLE DAMP CLOTH OR A CLOTH DAMPENED WITH WATER AND NEUTRAL LIQUID DETERGENT (10% SOLUTION), RINSING AND DRYING THE WET PARTS WITH A CLEAN, SOFT CLOTH, FOLLOWING THE DIRECTION OF THE GRAIN.

DARK ASH AP3KF9	BARRIQUE OAK AP3KKB	CINNAMON WALNUT AP3KKN	SEPIA OAK AP3KHH	SMOKED OAK (CARBONITE) AP3KKK	COFFEE ELM AP3KLF
NATURAL ELM AP3KLL	MINK ELM AP3KLE	CANALETTO WALNUT AZ30K	TEAK AZ30TA		
FOREST OAK AP3K3X	DRY OAK AP3KG3	COAL OAK AP3KG2			
	NEW	NEW	NEW		



GLASS *Doors*

TECHNOLOGY_DOOR CREATED USING 4 MM THICK TEMPERED GLASS, LACQUERED INSIDE AND AVAILABLE IN A POLISHED OR SATIN FINISH, ASSEMBLED ONTO AN ANODISED, TITANIUM COLOUR ALUMINIUM FRAME.

ADVANTAGES_GLASS DOORS GIVE THE KITCHEN A VALUABLE, ELEGANT APPEARANCE, MAKING IT BRIGHTER THANKS TO THE TRANSPARENCY AND SHINE OF THE MATERIAL. THEIR MORPHOLOGICAL CHARACTERISTICS ALSO MEAN THAT THEY DO NOT SUFFER THE DAMP AND RESIST HEAT AND OXIDATION WELL.

MAINTENANCE_GLASS DOORS CAN BE EASILY CLEANED EVERY DAY USING SPECIAL GLASS-CLEANING PRODUCTS.

HIGH GLOSS GLASS DOORS

ARCTIC WHITE AGVK1V	FEATHER GREY AGVK2B	ATLANTIC GREY AGVKE2	GRAPHITE GREY AGVKF2
-------------------------------	-------------------------------	--------------------------------	--------------------------------

MATTE GLASS DOORS

ARCTIC WHITE AGVP1V	FEATHER GREY AGVP2B	ATLANTIC GREY AGVPE2	GRAPHITE GREY AGVPF2
-------------------------------	-------------------------------	--------------------------------	--------------------------------

METAL *Doors*



TECHNOLOGY_THE EXTERIOR AND THE EDGES OF THE DOORS ARE IN FINGERPRINT-RESISTANT SATINED/BRUSHED STAINLESS STEEL, 0.8MM DEEP (VERTICAL SATIN). THE INTERNAL PANEL IS IN PARTICLEBOARD COVERED WITH A LAYER OF ANODIZED ALUMINUM, ALSO 0.8MM DEEP.

THE STAINLESS STEEL FINISH IS PUT THROUGH A SPECIAL VARNISHING PROCESS THAT MAKES IT RESISTANT TO DIRT, GRIME AND FINGERPRINTS.

ADVANTAGES_STAINLESS STEEL DOORS ARE VERY RESISTANT TO SCRATCHES AND OTHER KINDS OF DAMAGE.

MAINTENANCE_THESE ARE VARNISHED SURFACES, SO CLEAN THEM USING NON-ABRASIVE LIQUID DETERGENT DILUTED WITH WATER.

METAL

SATIN STAINLESS
STEEL
HX

TECHNOLOGY_ALUMINUM DOORS CONSIST OF A BOX-TYPE STRUCTURE, MADE FROM AN ACOUSTICAL FOAM SUPPORT, COVERED WITH A 1 MM THICK ALUMINUM SHEETING, THEN SPRAY PAINTED WITH A SEMI-TRANSPARENT MATT ACRYLIC VARNISH. TO CONVEY THE TYPICAL INDUSTRIAL CLOUDY EFFECT, THEY ARE HANDMADE ONE BY ONE.

ADVANTAGES_ALUMINUM DOORS ARE NOT AFFECTED BY EXCESS MOISTURE.

MAINTENANCE_AS WITH ALL VARNISHED SURFACES, CLEAN THEM WITH A NON-ABRASIVE NEUTRAL LIQUID DETERGENT DILUTED IN WATER.

SATIN PAINTED ALUMINIUM DOORS

PAINTED ALUMINIUM
TOWN
H8

NEW

COLLEZIONE
ICONE

Progetti d'autore,
icone di stile e di esclusività.
Il segno dei grandi maestri italiani
del design industriale.

OLA 25 Limited Edition

OLA 20

IDEA

SKYLINE^{2.0}

TIME

FRAME

KELLY

HERITAGE

GIOCONDA Design

*DESIGNERS' WORKS, ICONS OF STYLE AND EXCLUSIVITY.
THE MARK OF THE GREAT ITALIAN MASTERS OF INDUSTRIAL DESIGN.*

*PROJETS D'AUTEUR, ICÔNES DE STYLE ET D'EXCLUSIVITÉ.
LE SIGNE DES GRANDS MAÎTRES ITALIENS DU DESIGN INDUSTRIEL.*

*PROYECTOS DE AUTOR, ÍCONOS DE ESTILO Y EXCLUSIVIDAD.
LA MARCA DE LOS GRANDES MAESTROS ITALIANOS DEL DISEÑO INDUSTRIAL.*

OLA 25 Limited Edition

Design by

pininfarina

HIGH GLOSS LACQUER DOORS

WHITE 288
AP6K15

MICALIZED LACQUER DOORS

CHAMPAGNE
AP7X72

EXTRA BLACK
AP7X9E

OLA 20

Design by

pininfarina

MATT LACQUER EVERGREEN DOORS

ARCTIC WHITE 1V	REFLECT WHITE 0W	IVORY 1A	FEATHER GREY 2B	PEARL GREY 20	COSMIC GREY 2Q
TITANIUM 2A	CAPPUCCINO 8V	GRAPHITE GREY F2	COFFEE BROWN 8H	BLACK 9G	

MATT LACQUER CONTEMPORARY DOORS

LEMON YELLOW 7J	HONEY YELLOW 73	SAHARA YELLOW D7	AUTUMN ORANGE 6N	BEIJING RED K3	RACING RED 31
GINGER RED 3N	MARSALA RED 3E	PLATINUM GREY 2S	SWEDEN BLUE F5	PATAGONIA BLUE 5T	LAKE BLUE 5V
WHEAT BROWN 8A	TEA GREEN 4X	CEDAR GREEN C4	FERN GREEN 4E	HEART BROWN 81	

MATTE AND HIGH GLOSS LACQUER TAILOR-MADE



Custom-made matte lacquered colour, referring to: Colour chart **RAL, PANTONE (Formula guide) and NCS (Index 2)**. Available in the matte lacquered version for the models which include this finish. **Price: matte and high gloss lacquer price group + 30%**. Delivery time: add 4 working weeks to the standard schedule.

N.B.: Following miscellaneous and additional orders are not available, objections about the colour interpretation will not be accepted. There may be slight differences between the Colour chart and the final product.

MICALIZED LACQUER DOORS

NORDIC WHITE AP7X1K	RUBY RED AP7X3R	ABSOLUTE BROWN AP7X8M	CEMENT GREY AP7X2E	SIDEREAL BLUE AP7X59	CHAMPAGNE AP7X72
LEAD GREY AP7X29	EXTRA BLACK AP7X9E	BURNISHED GOLD AP7XHU			

BRIGHT LAMINATE DOORS LASER EDGE

SOFT ARCTIC WHITE AP94A1	SOFT CAPPUCCINO AP94J2	SOFT PLATINUM GREY AP942S
------------------------------------	----------------------------------	-------------------------------------

MELAMINE DOORS

OSLO OAK AP9KK0

MATT LACQUER EVERGREEN DOORS

ARCTIC WHITE 1V	REFLECT WHITE 0W	IVORY 1A	FEATHER GREY 2B	PEARL GREY 20	COSMIC GREY 2Q
TITANIUM 2A	CAPPUCCINO 8V	GRAPHITE GREY F2	COFFEE BROWN 8H	BLACK 9G	

MATT LACQUER CONTEMPORARY DOORS

LEMON YELLOW 7J	HONEY YELLOW 73	SAHARA YELLOW D7	AUTUMN ORANGE 6N	BEIJING RED K3	RACING RED 31
GINGER RED 3N	MARSALA RED 3E	PLATINUM GREY 2S	SWEDEN BLUE F5	PATAGONIA BLUE ST	LAKE BLUE 5V
WHEAT BROWN 8A	TEA GREEN 4X	CEDAR GREEN C4	FERN GREEN 4E	HEART BROWN 81	

MATTE AND HIGH GLOSS LACQUER TAILOR-MADE



Custom-made matte lacquered colour, referring to: Colour chart **RAL, PANTONE (Formula guide) and NCS (Index 2)**. Available in the matte lacquered version for the models which include this finish. **Price: matte and high gloss lacquer price group + 30%**. Delivery time: add 4 working weeks to the standard schedule.
N.B.: Following miscellaneous and additional orders are not available, objections about the colour interpretation will not be accepted. There may be slight differences between the Colour chart and the final product.

HIGH GLOSS LACQUER EVERGREEN DOORS

ARCTIC WHITE 1V	FEATHER GREY 2B	REFLECT WHITE 0W	IVORY 1A	PEARL GREY 20	COSMIC GREY 2Q
TITANIUM 2A	CAPPUCCINO 8V	GRAPHITE GREY F2	COFFEE BROWN 8H	BLACK 9G	

HIGH GLOSS LACQUER CONTEMPORARY DOORS

LEMON YELLOW 6J	HONEY YELLOW 73	SAHARA YELLOW D7	AUTUMN ORANGE 6N	BEIJING RED K3	RACING RED 31
GINGER RED 3N	MARSALA RED 3E	PLATINUM GREY 2S	SWEDEN BLUE F5	PATAGONIA BLUE ST	LAKE BLUE 5V
WHEAT BROWN 8A	TEA GREEN 4X	CEDAR GREEN C4	FERN GREEN 4E	HEART BROWN 81	

MICALIZED LACQUER DOORS

NORDIC WHITE AP7X1K	RUBY RED AP7X3R	ABSOLUTE BROWN AP7X8M	CEMENT GREY AP7X2E	SIDEREAL BLUE AP7X59	CHAMPAGNE AP7X72
LEAD GREY AP7X29	EXTRA BLACK AP7X9E	BURNISHED GOLD AP7XHU			

HIGH GLOSS METALLIZED LACQUER DOORS

NORDIC WHITE AP8X1K	RUBY RED AP8X3R	ABSOLUTE BROWN AP8X8M	CEMENT GREY AP8X2E	SIDEREAL BLUE AP8X59	CHAMPAGNE AP8X72
LEAD GREY AP8X29	EXTRA BLACK AP8X9E	BURNISHED GOLD AP8XHU			

WOOD DOORS

NATURAL ELM AP3KLL	MINK ELM AP3KLE	COFFEE ELM AP3KLF
------------------------------	---------------------------	-----------------------------

BRIGHT LAMINATE DOORS LASER EDGE

SOFT ARCTIC WHITE AP9KA1	SOFT REFLECT WHITE AP9K0W	SOFT SILK WHITE AP9KX8	SOFT FEATHER GREY AP9KG2	SOFT CAPPUCCINO AP9KJ2	SOFT COFFEE BROWN AP9K88
SOFT PLATINUM GREY AP9K2S	SOFT COSMIC GREY AP9K2Q				

MELAMINE DOORS

MOON OAK AP9KRQ	NATURAL LARCH AP9KLB	MEDIUM OAK AP9KR8	SAND WALNUT AP9KN5	HAVANA OAK AP9KLR	CANYON OAK AP9KRM
OSLO OAK AP9KK0	FOSSIL OAK AP9KRY	BETON OAK AP9KK1	TUNDRA ELM AP9KLD	POLAR ELM AP9KLG	PARK GREY AP9KP4
VOLCANO EUCALYPTUS AP9KWU NEW					
JUTE RESIN AP9K2V	ASH RESIN AP9KB2	CORTEN AP9K6Z	PEWTER AP9K2J	SALT RESIN AP9KP8 NEW	

BRIGHT LAMINATE DOORS

ARCTIC WHITE AP1K1V	REFLECT WHITE AP1K0W	SILK WHITE AP1KD8	FEATHER GREY AP1K2B	CAPPUCCINO AP1KJ2	COFFEE BROWN AP1K8H
PLATINUM GREY AP1K2S					

MATT LACQUER EVERGREEN DOORS

ARCTIC WHITE 1V	REFLECT WHITE 0W	IVORY 1A	FEATHER GREY 2B	PEARL GREY 20	COSMIC GREY 2Q
TITANIUM 2A	CAPPUCCINO 8V	GRAPHITE GREY F2	COFFEE BROWN 8H	BLACK 9G	

MATT LACQUER CONTEMPORARY DOORS

LEMON YELLOW 7J	HONEY YELLOW 73	SAHARA YELLOW D7	AUTUMN ORANGE 6N	BEIJING RED K3	RACING RED 31
GINGER RED 3N	MARSALA RED 3E	PLATINUM GREY 2S	SWEDEN BLUE F5	PATAGONIA BLUE ST	LAKE BLUE 5V
WHEAT BROWN 8A	TEA GREEN 4X	CEDAR GREEN C4	FERN GREEN 4E	HEART BROWN 81	

MATTE AND HIGH GLOSS LACQUER TAILOR-MADE



Custom-made matte lacquered colour, referring to: Colour chart **RAL, PANTONE (Formula guide) and NCS (Index 2)**. Available in the matte lacquered version for the models which include this finish. **Price: matte and high gloss lacquer price group + 30%**. Delivery time: add 4 working weeks to the standard schedule. N.B.: Following miscellaneous and additional orders are not available, objections about the colour interpretation will not be accepted. There may be slight differences between the Colour chart and the final product.

HIGH GLOSS MONOLACQUER EVERGREEN DOORS

ARCTIC WHITE 1V	FEATHER GREY 2B
---------------------------	---------------------------

HIGH GLOSS LACQUER EVERGREEN DOORS

REFLECT WHITE 0W	IVORY 1A	PEARL GREY 20	COSMIC GREY 2Q	TITANIUM 2A	CAPPUCCINO 8V
GRAPHITE GREY F2	COFFEE BROWN 8H	BLACK 9G			

HIGH GLOSS LACQUER CONTEMPORARY DOORS

LEMON YELLOW 6J	HONEY YELLOW 73	SAHARA YELLOW D7	AUTUMN ORANGE 6N	BEIJING RED K3	RACING RED 31
GINGER RED 3N	MARSALA RED 3E	PLATINUM GREY 2S	SWEDEN BLUE F5	PATAGONIA BLUE ST	LAKE BLUE 5V
WHEAT BROWN 8A	TEA GREEN 4X	CEDAR GREEN C4	FERN GREEN 4E	HEART BROWN 81	

MICALIZED LACQUER DOORS

NORDIC WHITE AP7X1K	RUBY RED AP7X3R	ABSOLUTE BROWN AP7X8M	CEMENT GREY AP7X2E	SIDEREAL BLUE AP7X59	CHAMPAGNE AP7X72
LEAD GREY AP7X29	EXTRA BLACK AP7X9E	BURNISHED GOLD AP7XHU			

HIGH GLOSS METALLIZED LACQUER DOORS

NORDIC WHITE AP8X1K	RUBY RED AP8X3R	ABSOLUTE BROWN AP8X8M	CEMENT GREY AP8X2E	SIDEREAL BLUE AP8X59	CHAMPAGNE AP8X72
LEAD GREY AP8X29	EXTRA BLACK AP8X9E	BURNISHED GOLD AP8XHU			

WOOD DOORS

DARK ASH AP3KF9	BARRIQUE OAK AP3KKB	CINNAMON WALNUT AP3KKN	SEPIA OAK AP3KHH	SMOKED OAK (CARBONITE) AP3KKK	COFFEE ELM AP3KLF
NATURAL ELM AP3KLL	MINK ELM AP3KLE	FOREST OAK AP3K3X NEW	DRY OAK AP3KG3 NEW	COAL OAK AP3KG2 NEW	

MATT LACQUER EVERGREEN DOORS

ARCTIC WHITE 1V	REFLECT WHITE 0W	IVORY 1A	FEATHER GREY 2B	PEARL GREY 20	COSMIC GREY 2Q
TITANIUM AP7K2A	CAPPUCCINO 8V	GRAPHITE GREY F2	COFFEE BROWN 8H	BLACK 9G	

MATT LACQUER CONTEMPORARY DOORS

LEMON YELLOW 7J	HONEY YELLOW 73	SAHARA YELLOW D7	AUTUMN ORANGE 6N	BEIJING RED K3	RACING RED 31
GINGER RED 3N	MARSALA RED 3E	PLATINUM GREY 2S	SWEDEN BLUE F5	PATAGONIA BLUE ST	LAKE BLUE 5V
WHEAT BROWN 8A	TEA GREEN 4X	CEDAR GREEN C4	FERN GREEN 4E	HEART BROWN 81	

MATTE LACQUER TAILOR-MADE



Custom-made matte lacquered colour, referring to: Colour chart **RAL, PANTONE (Formula guide) and NCS (Index 2)**. Available in the matte lacquered version for the models which include this finish. **Price: matte lacquer price group + 30%**. Delivery time: add 4 working weeks to the standard schedule.
N.B.: Following miscellaneous and additional orders are not available, objections about the colour interpretation will not be accepted. There may be slight differences between the Colour chart and the final product.

WOOD DOORS

CANALETTO WALNUT AZ30K	TEAK AZ30TA
----------------------------------	-----------------------

POLYMERIC LAMINATE

CRYSTAL WHITE AZ100Z

BRIGHT LAMINATE DOORS LASER EDGE

SOFT ARCTIC WHITE AP9KA1	SOFT REFLECT WHITE AP9K0W	SOFT SILK WHITE AP9KX8	SOFT FEATHER GREY AP9KG2	SOFT CAPPUCCINO AP9KJ2	SOFT COFFEE BROWN AP9K88
SOFT PLATINUM GREY AP9K2S	SOFT COSMIC GREY AP9K2Q				

MELAMINE DOORS

MOON OAK AP9KRQ	NATURAL LARCH AP9KLB	MEDIUM OAK AP9KR8	SAND WALNUT AP9KN5	HAVANA OAK AP9KLR	CANYON OAK AP9KRM
OSLO OAK AP9KK0	FOSSIL OAK AP9KRY	BETON OAK AP9KK1	TUNDRA ELM AP9KLD	POLAR ELM AP9KLQ	PARK GREY AP9KP4
VOLCANO EUCALYPTUS AP9KWU NEW					
JUTE RESIN AP9K2V	ASH RESIN AP9KB2	CORTEN AP9K6Z	PEWTER AP9K2J	SALT RESIN AP9KP8 NEW	

BRIGHT LAMINATE DOORS

ARCTIC WHITE AP1K1V	REFLECT WHITE AP1K0W	SILK WHITE AP1KD8	FEATHER GREY AP1K2B	CAPPUCCINO AP1KJ2	COFFEE BROWN AP1K8H
PLATINUM GREY AP1K2S					

MATT LACQUER EVERGREEN DOORS

ARCTIC WHITE 1V	REFLECT WHITE 0W	IVORY 1A	FEATHER GREY 2B	PEARL GREY 20	COSMIC GREY 2Q
TITANIUM 2A	CAPPUCCINO 8V	GRAPHITE GREY F2	COFFEE BROWN 8H	BLACK 9G	

MATT LACQUER CONTEMPORARY DOORS

LEMON YELLOW 7J	HONEY YELLOW 73	SAHARA YELLOW D7	AUTUMN ORANGE 6N	BEIJING RED K3	RACING RED 31
GINGER RED 3N	MARSALA RED 3E	PLATINUM GREY 2S	SWEDEN BLUE F5	PATAGONIA BLUE ST	LAKE BLUE 5V
WHEAT BROWN 8A	TEA GREEN 4X	CEDAR GREEN C4	FERN GREEN 4E	HEART BROWN 81	

MATTE AND HIGH GLOSS LACQUER TAILOR-MADE



Custom-made matte lacquered colour, referring to: Colour chart **RAL, PANTONE (Formula guide) and NCS (Index 2)**. Available in the matte lacquered version for the models which include this finish. **Price: matte and high gloss lacquer price group + 30%**. Delivery time: add 4 working weeks to the standard schedule.
N.B.: Following miscellaneous and additional orders are not available, objections about the colour interpretation will not be accepted. There may be slight differences between the Colour chart and the final product.

HIGH GLOSS MONOLACQUER EVERGREEN DOORS

ARCTIC WHITE 1V	FEATHER GREY 2B
---------------------------	---------------------------

HIGH GLOSS LACQUER EVERGREEN DOORS

REFLECT WHITE 0W	IVORY 1A	PEARL GREY 20	COSMIC GREY 2Q	TITANIUM 2A	CAPPUCCINO 8V
GRAPHITE GREY F2	COFFEE BROWN 8H	BLACK 9G			

HIGH GLOSS LACQUER CONTEMPORARY DOORS

LEMON YELLOW 6J	HONEY YELLOW 73	SAHARA YELLOW D7	AUTUMN ORANGE 6N	BEIJING RED K3	RACING RED 31
GINGER RED 3N	MARSALA RED 3E	PLATINUM GREY 2S	SWEDEN BLUE F5	PATAGONIA BLUE ST	LAKE BLUE 5V
WHEAT BROWN 8A	TEA GREEN 4X	CEDAR GREEN C4	FERN GREEN 4E	HEART BROWN 81	

MICALIZED LACQUER DOORS

NORDIC WHITE AP7X1K	RUBY RED AP7X3R	ABSOLUTE BROWN AP7X8M	CEMENT GREY AP7X2E	SIDEREAL BLUE AP7X59	CHAMPAGNE AP7X72
LEAD GREY AP7X29	EXTRA BLACK AP7X9E	BURNISHED GOLD AP7XHU			

HIGH GLOSS METALLIZED LACQUER DOORS

NORDIC WHITE AP8X1K	RUBY RED AP8X3R	ABSOLUTE BROWN AP8X8M	CEMENT GREY AP8X2E	SIDEREAL BLUE AP8X59	CHAMPAGNE AP8X72
LEAD GREY AP8X29	EXTRA BLACK AP8X9E	BURNISHED GOLD AP8XHU			

WOOD DOORS

DARK ASH AP3KF9	BARRIQUE OAK AP3KKB	CINNAMON WALNUT AP3KKN	SEPIA OAK AP3KHH	SMOKED OAK (CARBONITE) AP3KKK	COFFEE ELM AP3KLF
NATURAL ELM AP3KLL	MINK ELM AP3KLE	FOREST OAK AP3K3X NEW	DRY OAK AP3KG3 NEW	COAL OAK AP3KG2 NEW	

KELLY_HERITAGE_FRAME

IOSA GHINI DESIGN



MATT LACQUER EVERGREEN DOORS

ARCTIC WHITE 1V	REFLECT WHITE 0W	IVORY 1A	FEATHER GREY 2B	PEARL GREY 20	COSMIC GREY 2Q
TITANIUM 2A	CAPPUCCINO 8V	GRAPHITE GREY F2	COFFEE BROWN 8H	BLACK 9G	

MATT LACQUER CONTEMPORARY DOORS

LEMON YELLOW 7J	HONEY YELLOW 73	SAHARA YELLOW D7	AUTUMN ORANGE 6N	BEIJING RED K3	RACING RED 31
GINGER RED 3N	MARSALA RED 3E	PLATINUM GREY 2S	SWEDEN BLUE F5	PATAGONIA BLUE ST	LAKE BLUE 5V
WHEAT BROWN 8A	TEA GREEN 4X	CEDAR GREEN C4	FERN GREEN 4E	HEART BROWN 81	

MATTE LACQUER TAILOR-MADE



Custom-made matte lacquered colour, referring to: Colour chart **RAL, PANTONE (Formula guide) and NCS (Index 2)**. Available in the matte lacquered version for the models which include this finish. **Price: matte lacquer price group + 30%**. Delivery time: add 4 working weeks to the standard schedule. N.B.: Following miscellaneous and additional orders are not available, objections about the colour interpretation will not be accepted. There may be slight differences between the Colour chart and the final product.



MICALIZED LACQUER DOORS

NORDIC WHITE AP7X1K	ABSOLUTE BROWN AP7X8M	CEMENT GREY AP7X2E	LEAD GREY AP7X29	EXTRA BLACK AP7X9E	BURNISHED GOLD AP7XHU
-------------------------------	---------------------------------	------------------------------	----------------------------	------------------------------	---------------------------------

KELLY_HERITAGE_FRAME

IOSA GHINI DESIGN

FRAMED DOOR HIGH GLOSS LACQUER WHITE 288



GLASS DOOR

GLASS DOOR
GEORGIAN BAR TYPE

FRAMED DOOR HIGH GLOSS LACQUER MAJESTIC WHITE



GLASS DOOR

GLASS DOOR
GEORGIAN BAR TYPE

HIGH GLOSS MONOLACQUER

WHITE 288 AF6015	MAJESTIC WHITE AF6012
----------------------------	---------------------------------

FRAMED DOOR FOKOS ELM WOOD



GLASS DOOR
GEORGIAN BAR TYPE

FRAMED DOOR TUSCAN ELM WOOD




GLASS DOOR
GEORGIAN BAR TYPE

WOOD FRAME DOOR

FOKOS ELM AF30L5	TUSCAN ELM AF30L6
----------------------------	-----------------------------

KELLY VERSION UP-CHARGE FOR EACH CORNER DECORATION _ 4 POINTS



FRAME DOORMATTE
LACQUER
DOOR WITH
CORNER DECORATIONS

FRAMED DOOR
HIGH GLOSS LACQUER
DOOR WITH
CORNER DECORATIONS

FRAMED DOOR
MICALIZED LACQUER
DOOR WITH CORNER
DECORATIONS

WOOD FRAME DOOR
DOOR WITH CORNER
DECORATIONS

CORNER DECORATIONS FOR KELLY VERSION



BRONZE
DG

SILVER
DS

DARK CHROME
DB

MATT LACQUER DOORS

CLOUD WHITE
0N

FEATHER GREY
2B

COLLEZIONE ICONE

	LACQUER DOORS	MICALIZED LACQUER DOORS	HIGH GLOSS METALLIZED LACQUER DOORS	WOOD DOORS	BRIGHT LAMINATE LASER EDGE DOORS	LAMINATE LASER EDGE DOORS	MELAMINE DOORS	POLYMERIC BRIGHT LAMINATE DOORS
OLA 25								
OLA 20								
IDEA								
SKYLINE 2.0								
TIME								
KELLY								
HERITAGE								
FRAME								
GIOCONDA Design								
	MATT LACQUER EVERGREEN	MATT LACQUER CONTEMPORARY	HIGH GLOSS MONOLACQUER EVERGREEN					
	HIGH GLOSS LACQUER EVERGREEN							
	HIGH GLOSS LACQUER CONTEMPORARY							
	HIGH GLOSS WHITE 288							
	HIGH GLOSS MAJESTIC WHITE							
	MATTE LACQUER TAILOR-MADE							
	HIGH GLOSS LACQUER TAILOR-MADE							
	NORDIC WHITE							
	RUBY RED							
	ABSOLUTE BROWN							
	CEMENT GREY							
	SIDEREAL BLUE							
	CHAMPAGNE							
	LEAD GREY							
	EXTRA BLACK							
	BURNISHED GOLD							
	NORDIC WHITE							
	RUBY RED							
	ABSOLUTE BROWN							
	CEMENT GREY							
	SIDEREAL BLUE							
	CHAMPAGNE							
	LEAD GREY							
	EXTRA BLACK							
	BURNISHED GOLD							
	DARK ASH							
	BARRIQUE OAK							
	SEPIA OAK							
	CINNAMON WALNUT							
	SMOKED OAK (CARBONITE)							
	COFFEE ELM							
	NATURAL ELM							
	MINK ELM							
	CANALETTO WALNUT							
	TEAK							
	FOREST OAK							
	DRY OAK							
	COAL OAK							
	FOKOS ELM							
	TUSCAN ELM							
	ARCTIC WHITE							
	REFLECT WHITE							
	SILK WHITE							
	FEATHER GREY							
	CAPPUCCINO							
	COFFEE BROWN							
	PLATINUM GREY							
	SOFT ARCTIC WHITE							
	SOFT REFLECT WHITE							
	SOFT SILK WHITE							
	SOFT FEATHER GREY							
	SOFT CAPPUCCINO							
	SOFT COFFEE BROWN							
	SOFT PLATINUM GREY							
	SOFT COSMIC GREY							
	MOON OAK							
	NATURAL LARCH							
	MEDIUM OAK							
	SAND WALNUT							
	HAVANA OAK							
	CANYON OAK							
	OSLO OAK							
	FOSSIL OAK							
	BETON OAK							
	TUNDRA ELM							
	POLAR ELM							
	PARK GREY							
	VOLCANO EUCALYPTUS							
	JUTE RESIN							
	ASH RESIN							
	CORTEN							
	PEWTER							
	SALT RESIN							
	CRYSTAL WHITE							



ATTENTION:
in model GIOCONDA exists only
in the matte lacquer finish CLOUD WHITE
and FEATHER GREY.

COLLEZIONE
SISTEMA

Progetti immaginati
per vestire in maniera sartoriale
gli spazi di chi cerca personalizzazione,
flessibilità e soluzioni.
In una parola, uno stile unico, il proprio.

LOOK
ORANGE
CODE
LOFT
OPERA
WAY
LUX

*PROJECTS CONCEIVED FOR THOSE WHO WANT FLEXIBLE SOLUTIONS
TO PERSONALIZE THEIR HOME SPACE AT WILL.
IN OTHER WORDS, TRULY TAILOR-MADE DESIGNS.*

*PROJETS CONÇUS POUR HABILLER SUR MESURE LES ESPACES
DE CEUX QUI AIMENT DES SOLUTIONS PERSONNALISÉES ET FLEXIBLES.
EN BREF, SON PROPRE STYLE QUI EST UNIQUE.*

*PROYECTOS IMAGINADOS PARA VESTIR A MEDIDA
LOS ESPACIOS DE QUIEN BUSCA PERSONALIZACIÓN, FLEXIBILIDAD Y SOLUCIONES.
EN UNA PALABRA, UN ESTILO ÚNICO, EL PROPIO.*

BRIGHT LAMINATE DOORS LASER EDGE

SOFT ARCTIC WHITE AP9KA1	SOFT REFLECT WHITE AP9K0W	SOFT SILK WHITE AP9KX8	SOFT FEATHER GREY AP9KG2	SOFT CAPPUCCINO AP9KJ2	SOFT COFFEE BROWN AP9K88
SOFT PLATINUM GREY AP9K2S	SOFT COSMIC GREY AP9K2Q				

MELAMINE DOORS

MOON OAK AP9KRQ	NATURAL LARCH AP9KLB	MEDIUM OAK AP9KR8	SAND WALNUT AP9KN5	HAVANA OAK AP9KLR	CANYON OAK AP9KRM
OSLO OAK AP9KK0	FOSSIL OAK AP9KRY	BETON OAK AP9KK1	TUNDRA ELM AP9KLD	POLAR ELM AP9KLG	PARK GREY AP9KP4
VOLCANO EUCALYPTUS AP9KWU NEW					
JUTE RESIN AP9K2V	ASH RESIN AP9KB2	CORTEN AP9K6Z	PEWTER AP9K2J	SALT RESIN AP9KP8 NEW	

MATTE LAMINATE DOORS



BRIGHT LAMINATE DOORS

ARCTIC WHITE 1V	REFLECT WHITE 0W	SILK WHITE D8	FEATHER GREY 2B	CAPPUCCINO J2	COFFEE BROWN 8H
PLATINUM GREY 2S					

MATT LACQUER EVERGREEN DOORS

ARCTIC WHITE 1V	REFLECT WHITE 0W	IVORY 1A	FEATHER GREY 2B	PEARL GREY 20	COSMIC GREY 2Q
TITANIUM 2A	CAPPUCCINO 8V	GRAPHITE GREY F2	COFFEE BROWN 8H	BLACK 9G	

MATT LACQUER CONTEMPORARY DOORS

LEMON YELLOW 7J	HONEY YELLOW 73	SAHARA YELLOW D7	AUTUMN ORANGE 6N	BEIJING RED K3	RACING RED 31
GINGER RED 3N	MARSALA RED 3E	PLATINUM GREY 2S	SWEDEN BLUE F5	PATAGONIA BLUE ST	LAKE BLUE 5V
WHEAT BROWN 8A	TEA GREEN 4X	CEDAR GREEN C4	FERN GREEN 4E	HEART BROWN 81	

MATTE AND HIGH GLOSS LACQUER TAILOR-MADE



Custom-made matte lacquered colour, referring to: Colour chart **RAL, PANTONE (Formula guide) and NCS (Index 2)**. Available in the matte lacquered version for the models which include this finish. **Price: matte and high gloss lacquer price group + 30%**. Delivery time: add 4 working weeks to the standard schedule. N.B.: Following miscellaneous and additional orders are not available, objections about the colour interpretation will not be accepted. There may be slight differences between the Colour chart and the final product.

HIGH GLOSS MONOLACQUER EVERGREEN DOORS

ARCTIC WHITE 1V	FEATHER GREY 2B
---------------------------	---------------------------

HIGH GLOSS LACQUER EVERGREEN DOORS

REFLECT WHITE 0W	IVORY 1A	PEARL GREY 20	COSMIC GREY 2Q	TITANIUM 2A	CAPPUCCINO 8V
GRAPHITE GREY F2	COFFEE BROWN 8H	BLACK 9G			

HIGH GLOSS LACQUER CONTEMPORARY DOORS

LEMON YELLOW 6J	HONEY YELLOW 73	SAHARA YELLOW D7	AUTUMN ORANGE 6N	BEIJING RED K3	RACING RED 31
GINGER RED 3N	MARSALA RED 3E	PLATINUM GREY 2S	SWEDEN BLUE F5	PATAGONIA BLUE ST	LAKE BLUE 5V
WHEAT BROWN 8A	TEA GREEN 4X	CEDAR GREEN C4	FERN GREEN 4E	HEART BROWN 81	

MICALIZED LACQUER DOORS

NORDIC WHITE AP7X1K	RUBY RED AP7X3R	ABSOLUTE BROWN AP7X8M	CEMENT GREY AP7X2E	SIDEREAL BLUE AP7X59	CHAMPAGNE AP7X72
LEAD GREY AP7X29	EXTRA BLACK AP7X9E	BURNISHED GOLD AP7XHU			

HIGH GLOSS METALLIZED LACQUER DOORS

NORDIC WHITE AP8X1K	RUBY RED AP8X3R	ABSOLUTE BROWN AP8X8M	CEMENT GREY AP8X2E	SIDEREAL BLUE AP8X59	CHAMPAGNE AP8X72
LEAD GREY AP8X29	EXTRA BLACK AP8X9E	BURNISHED GOLD AP8XHU			

WOOD DOORS

DARK ASH AP3KF9	BARRIQUE OAK AP3KKB	CINNAMON WALNUT AP3KKN	SEPIA OAK AP3KHH	SMOKED OAK (CARBONITE) AP3KKK	COFFEE ELM AP3KLF
NATURAL ELM AP3KLL	MINK ELM AP3KLE	FOREST OAK AP3K3X NEW	DRY OAK AP3KG3 NEW	COAL OAK AP3KG2 NEW	

HIGH GLOSS POLYESTER

EUCALYPTUS LIGHT GREY AP5KSS	EUCALYPTUS BROWN AP5KSM	EUCALYPTUS DARK GREY AP5KSK
--	-----------------------------------	---------------------------------------

MATTE POLYESTER

EUCALYPTUS LIGHT GREY AP3KSS	EUCALYPTUS BROWN AP3KSM	EUCALYPTUS DARK GREY AP3KSK
--	-----------------------------------	---------------------------------------

BRIGHT LAMINATE DOORS LASER EDGE

SOFT ARCTIC WHITE AP9KA1	SOFT REFLECT WHITE AP9K0W	SOFT SILK WHITE AP9KX8	SOFT FEATHER GREY AP9KG2	SOFT CAPPUCCINO AP9KJ2	SOFT COFFEE BROWN AP9K88
SOFT PLATINUM GREY AP9K2S	SOFT COSMIC GREY AP9K2Q				

MELAMINE DOORS

MOON OAK AP9KRQ	NATURAL LARCH AP9KLB	MEDIUM OAK AP9KR8	SAND WALNUT AP9KN5	HAVANA OAK AP9KLR	CANYON OAK AP9KRM
OSLO OAK AP9KK0	FOSSIL OAK AP9KRY	BETON OAK AP9KK1	TUNDRA ELM AP9KLD	POLAR ELM AP9KLG	PARK GREY AP9KP4
VOLCANO EUCALYPTUS AP9KWU NEW					
JUTE RESIN AP9K2V	ASH RESIN AP9KB2	CORTEN AP9K6Z	PEWTER AP9K2J	SALT RESIN AP9KP8	NEW

MATTE LAMINATE DOORS



BRIGHT LAMINATE DOORS

ARCTIC WHITE AP1K1V	REFLECT WHITE AP1K0W	SILK WHITE AP1KD8	FEATHER GREY AP1K2B	CAPPUCCINO AP1KJ2	COFFEE BROWN AP1K8H
PLATINUM GREY AP1K2S					

MATT LACQUER EVERGREEN DOORS

ARCTIC WHITE 1V	REFLECT WHITE 0W	IVORY 1A	FEATHER GREY 2B	PEARL GREY 20	COSMIC GREY 2Q
TITANIUM 2A	CAPPUCCINO 8V	GRAPHITE GREY F2	COFFEE BROWN 8H	BLACK 9G	

MATT LACQUER CONTEMPORARY DOORS

LEMON YELLOW 7J	HONEY YELLOW 73	SAHARA YELLOW D7	AUTUMN ORANGE 6N	BEIJING RED K3	RACING RED 31
GINGER RED 3N	MARSALA RED 3E	PLATINUM GREY 2S	SWEDEN BLUE F5	PATAGONIA BLUE ST	LAKE BLUE 5V
WHEAT BROWN 8A	TEA GREEN 4X	CEDAR GREEN C4	FERN GREEN 4E	HEART BROWN 81	

MATTE AND HIGH GLOSS LACQUER TAILOR-MADE



Custom-made matte lacquered colour, referring to: Colour chart **RAL, PANTONE (Formula guide) and NCS (Index 2)**. Available in the matte lacquered version for the models which include this finish. **Price: matte and high gloss lacquer price group + 30%**. Delivery time: add 4 working weeks to the standard schedule. N.B.: Following miscellaneous and additional orders are not available, objections about the colour interpretation will not be accepted. There may be slight differences between the Colour chart and the final product.

HIGH GLOSS MONOLACQUER EVERGREEN DOORS

ARCTIC WHITE 1V	FEATHER GREY 2B
---------------------------	---------------------------

HIGH GLOSS LACQUER EVERGREEN DOORS

REFLECT WHITE 0W	IVORY 1A	PEARL GREY 20	COSMIC GREY 2Q	TITANIUM 2A	CAPPUCCINO 8V
GRAPHITE GREY F2	COFFEE BROWN 8H	BLACK 9G			

HIGH GLOSS LACQUER CONTEMPORARY DOORS

LEMON YELLOW 6J	HONEY YELLOW 73	SAHARA YELLOW D7	AUTUMN ORANGE 6N	BEIJING RED K3	RACING RED 31
GINGER RED 3N	MARSALA RED 3E	PLATINUM GREY 2S	SWEDEN BLUE F5	PATAGONIA BLUE ST	LAKE BLUE 5V
WHEAT BROWN 8A	TEA GREEN 4X	CEDAR GREEN C4	FERN GREEN 4E	HEART BROWN 81	

MICALIZED LACQUER DOORS

NORDIC WHITE AP7X1K	RUBY RED AP7X3R	ABSOLUTE BROWN AP7X8M	CEMENT GREY AP7X2E	SIDEREAL BLUE AP7X59	CHAMPAGNE AP7X72
LEAD GREY AP7X29	EXTRA BLACK AP7X9E	BURNISHED GOLD AP7XHU			

HIGH GLOSS METALLIZED LACQUER DOORS

NORDIC WHITE AP8X1K	RUBY RED AP8X3R	ABSOLUTE BROWN AP8X8M	CEMENT GREY AP8X2E	SIDEREAL BLUE AP8X59	CHAMPAGNE AP8X72
LEAD GREY AP8X29	EXTRA BLACK AP8X9E	BURNISHED GOLD AP8XHU			

WOOD DOORS

DARK ASH AP3KF9	BARRIQUE OAK AP3KKB	CINNAMON WALNUT AP3KKN	SEPIA OAK AP3KHH	SMOKED OAK (CARBONITE) AP3KKK	COFFEE ELM AP3KLF
NATURAL ELM AP3KLL	MINK ELM AP3KLE	FOREST OAK AP3K3X NEW	DRY OAK AP3KG3 NEW	COAL OAK AP3KG2 NEW	

HIGH GLOSS POLYESTER

EUCALYPTUS LIGHT GREY AP5KSS	EUCALYPTUS BROWN AP5KSM	EUCALYPTUS DARK GREY AP5KSK
--	-----------------------------------	---------------------------------------

MATTE POLYESTER

EUCALYPTUS LIGHT GREY AP3KSS	EUCALYPTUS BROWN AP3KSM	EUCALYPTUS DARK GREY AP3KSK
--	-----------------------------------	---------------------------------------

HIGH GLOSS GLASS DOORS

ARCTIC WHITE AGVK1V	FEATHER GREY AGVK2B	ATLANTIC GREY AGVKE2	GRAPHITE GREY AGVKF2
-------------------------------	-------------------------------	--------------------------------	--------------------------------

MATTE GLASS DOORS

ARCTIC WHITE AGVP1V	FEATHER GREY AGVP2B	ATLANTIC GREY AGVPE2	GRAPHITE GREY AGVPF2
-------------------------------	-------------------------------	--------------------------------	--------------------------------

CODE_LOFT_OPERA_LOOK

MICHELE MARCON DESIGN

BRIGHT LAMINATE DOORS LASER EDGE

SOFT ARCTIC WHITE AP9KA1	SOFT REFLECT WHITE AP9K0W	SOFT SILK WHITE AP9KX8	SOFT FEATHER GREY AP9KG2	SOFT CAPPUCCINO AP9KJ2	SOFT COFFEE BROWN AP9K88
SOFT PLATINUM GREY AP9K2S	SOFT COSMIC GREY AP9K2Q				

MELAMINE DOORS

MOON OAK AP9KRQ	NATURAL LARCH AP9KLB	MEDIUM OAK AP9KR8	SAND WALNUT AP9KN5	HAVANA OAK AP9KLR	CANYON OAK AP9KRM
OSLO OAK AP9KK0	FOSSIL OAK AP9KRY	BETON OAK AP9KK1	TUNDRA ELM AP9KLD	POLAR ELM AP9KLG	PARK GREY AP9KP4
VOLCANO EUCALYPTUS AP9KWU NEW					
JUTE RESIN AP9K2V	ASH RESIN AP9KB2	CORTEN AP9K6Z	PEWTER AP9K2J	SALT RESIN AP9KP8 NEW	

BRIGHT LAMINATE DOORS

ARCTIC WHITE AP1K1V	REFLECT WHITE AP1K0W	SILK WHITE AP1KD8	FEATHER GREY AP1K2B	CAPPUCCINO AP1KJ2	COFFEE BROWN AP1K8H
PLATINUM GREY AP1K2S					

MATT LACQUER EVERGREEN DOORS

ARCTIC WHITE 1V	REFLECT WHITE 0W	IVORY 1A	FEATHER GREY 2B	PEARL GREY 20	COSMIC GREY 2Q
TITANIUM 2A	CAPPUCCINO 8V	GRAPHITE GREY F2	COFFEE BROWN 8H	BLACK 9G	

MATT LACQUER CONTEMPORARY DOORS

LEMON YELLOW 7J	HONEY YELLOW 73	SAHARA YELLOW D7	AUTUMN ORANGE 6N	BEIJING RED K3	RACING RED 31
GINGER RED 3N	MARSALA RED 3E	PLATINUM GREY 2S	SWEDEN BLUE F5	PATAGONIA BLUE ST	LAKE BLUE 5V
WHEAT BROWN 8A	TEA GREEN 4X	CEDAR GREEN C4	FERN GREEN 4E	HEART BROWN 81	

MATTE AND HIGH GLOSS LACQUER TAILOR-MADE



Custom-made matte lacquered colour, referring to: Colour chart **RAL, PANTONE (Formula guide) and NCS (Index 2)**. Available in the matte lacquered version for the models which include this finish. **Price: matte and high gloss lacquer price group + 30%**. Delivery time: add 4 working weeks to the standard schedule.

N.B.: Following miscellaneous and additional orders are not available, objections about the colour interpretation will not be accepted. There may be slight differences between the Colour chart and the final product.

CODE_LOFT_OPERA_LOOK

MICHELE MARCON DESIGN

HIGH GLOSS MONOLACQUER EVERGREEN DOORS

ARCTIC WHITE 1V	FEATHER GREY 2B
--------------------	--------------------

HIGH GLOSS LACQUER EVERGREEN DOORS

REFLECT WHITE 0W	IVORY 1A	PEARL GREY 20	COSMIC GREY 2Q	TITANIUM 2A	CAPPUCCINO 8V
GRAPHITE GREY F2	COFFEE BROWN 8H	BLACK 9G			

HIGH GLOSS LACQUER CONTEMPORARY DOORS

LEMON YELLOW 6J	HONEY YELLOW 73	SAHARA YELLOW D7	AUTUMN ORANGE 6N	BEIJING RED K3	RACING RED 31
GINGER RED 3N	MARSALA RED 3E	PLATINUM GREY 2S	SWEDEN BLUE F5	PATAGONIA BLUE ST	LAKE BLUE 5V
WHEAT BROWN 8A	TEA GREEN 4X	CEDAR GREEN C4	FERN GREEN 4E	HEART BROWN 81	

MICALIZED LACQUER DOORS

NORDIC WHITE AP7X1K	RUBY RED AP7X3R	ABSOLUTE BROWN AP7X8M	CEMENT GREY AP7X2E	SIDEREAL BLUE AP7X59	CHAMPAGNE AP7X72
LEAD GREY AP7X29	EXTRA BLACK AP7X9E	BURNISHED GOLD AP7XHU			

HIGH GLOSS METALLIZED LACQUER DOORS

NORDIC WHITE AP8X1K	RUBY RED AP8X3R	ABSOLUTE BROWN AP8X8M	CEMENT GREY AP8X2E	SIDEREAL BLUE AP8X59	CHAMPAGNE AP8X72
LEAD GREY AP8X29	EXTRA BLACK AP8X9E	BURNISHED GOLD AP8XHU			

WOOD DOORS

DARK ASH AP3KF9	BARRIQUE OAK AP3KKB	CINNAMON WALNUT AP3KKN	SEPIA OAK AP3KHH	SMOKED OAK (CARBONITE) AP3KKK	COFFEE ELM AP3KLF
NATURAL ELM AP3KLL	MINK ELM AP3KLE	FOREST OAK AP3K3X NEW	DRY OAK AP3KG3 NEW	COAL OAK AP3KG2 NEW	

HIGH GLOSS POLYESTER

EUCALYPTUS LIGHT GREY AP5KSS	EUCALYPTUS BROWN AP5KSM	EUCALYPTUS DARK GREY AP5KSK
---------------------------------	----------------------------	--------------------------------

MATTE POLYESTER

EUCALYPTUS LIGHT GREY AP3KSS	EUCALYPTUS BROWN AP3KSM	EUCALYPTUS DARK GREY AP3KSK
---------------------------------	----------------------------	--------------------------------

METALS

SATIN STAINLESS STEEL HX NEW	PAINTED ALUMINUM TOWN H8 NEW
--	--

BRIGHT LAMINATE DOORS

SOFT ARCTIC WHITE AP9KA1	SOFT REFLECT WHITE AP9K0W	SOFT SILK WHITE AP9KX8	SOFT FEATHER GREY AP9KG2	SOFT CAPPUCCINO AP9KJ2	SOFT COFFEE BROWN AP9K88
SOFT PLATINUM GREY AP9K2S	SOFT COSMIC GREY AP9K2Q				

MELAMINE DOORS

MOON OAK AP9KRQ	NATURAL LARCH AP9KLB	MEDIUM OAK AP9KR8	SAND WALNUT AP9KN5	HAVANA OAK AP9KLR	CANYON OAK AP9KRM
OSLO OAK AP9KK0	FOSSIL OAK AP9KRY	BETON OAK AP9KK1	TUNDRA ELM AP9KLD	POLAR ELM AP9KLG	PARK GREY AP9KP4
VOLCANO EUCALYPTUS AP9KWU NEW					
JUTE RESIN AP9K2V	ASH RESIN AP9KB2	CORTEN AP9K6Z	PEWTER AP9K2J	SALT RESIN AP9KP8 NEW	

BRIGHT LAMINATE DOORS

ARCTIC WHITE AP1K1V	REFLECT WHITE AP1K0W	SILK WHITE AP1KD8	FEATHER GREY AP1K2B	CAPPUCCINO AP1KJ2	COFFEE BROWN AP1K8H
PLATINUM GREY AP1K2S					

MATT LACQUER EVERGREEN DOORS

ARCTIC WHITE 1V	REFLECT WHITE 0W	IVORY 1A	FEATHER GREY 2B	PEARL GREY 20	COSMIC GREY 2Q
TITANIUM 2A	CAPPUCCINO 8V	GRAPHITE GREY F2	COFFEE BROWN 8H	BLACK 9G	

MATT LACQUER CONTEMPORARY DOORS

LEMON YELLOW 7J	HONEY YELLOW 73	SAHARA YELLOW D7	AUTUMN ORANGE 6N	BEIJING RED K3	RACING RED 31
GINGER RED 3N	MARSALA RED 3E	PLATINUM GREY 2S	SWEDEN BLUE F5	PATAGONIA BLUE ST	LAKE BLUE 5V
WHEAT BROWN 8A	TEA GREEN 4X	CEDAR GREEN C4	FERN GREEN 4E	HEART BROWN 81	

MATTE AND HIGH GLOSS LACQUER TAILOR-MADE



Custom-made matte lacquered colour, referring to: Colour chart **RAL, PANTONE (Formula guide) and NCS (Index 2)**. Available in the matte lacquered version for the models which include this finish. **Price: matte and high gloss lacquer price group + 30%**. Delivery time: add 4 working weeks to the standard schedule. N.B.: Following miscellaneous and additional orders are not available, objections about the colour interpretation will not be accepted. There may be slight differences between the Colour chart and the final product.

HIGH GLOSS MONOLACQUER EVERGREEN DOORS

ARCTIC WHITE 1V	FEATHER GREY 2B
---------------------------	---------------------------

HIGH GLOSS LACQUER EVERGREEN DOORS

REFLECT WHITE 0W	IVORY 1A	PEARL GREY 20	COSMIC GREY 2Q	TITANIUM 2A	CAPPUCCINO 8V
GRAPHITE GREY F2	COFFEE BROWN 8H	BLACK 9G			

HIGH GLOSS LACQUER CONTEMPORARY DOORS

LEMON YELLOW 6J	HONEY YELLOW 73	SAHARA YELLOW D7	AUTUMN ORANGE 6N	BEIJING RED K3	RACING RED 31
GINGER RED 3N	MARSALA RED 3E	PLATINUM GREY 2S	SWEDEN BLUE F5	PATAGONIA BLUE ST	LAKE BLUE 5V
WHEAT BROWN 8A	TEA GREEN 4X	CEDAR GREEN C4	FERN GREEN 4E	HEART BROWN 81	

MICALIZED LACQUER DOORS

NORDIC WHITE AP7X1K	RUBY RED AP7X3R	ABSOLUTE BROWN AP7X8M	CEMENT GREY AP7X2E	SIDEREAL BLUE AP7X59	CHAMPAGNE AP7X72
LEAD GREY AP7X29	EXTRA BLACK AP7X9E	BURNISHED GOLD AP7XHU			

HIGH GLOSS METALLIZED LACQUER DOORS

NORDIC WHITE AP8X1K	RUBY RED AP8X3R	ABSOLUTE BROWN AP8X8M	CEMENT GREY AP8X2E	SIDEREAL BLUE AP8X59	CHAMPAGNE AP8X72
LEAD GREY AP8X29	EXTRA BLACK AP8X9E	BURNISHED GOLD AP8XHU			

WOOD DOORS

DARK ASH AP3KF9	BARRIQUE OAK AP3KKB	CINNAMON WALNUT AP3KKN	SEPIA OAK AP3KKH	SMOKED OAK (CARBONITE) AP3KKK	COFFEE ELM AP3KLF
NATURAL ELM AP3KLL	MINK ELM AP3KLE	FOREST OAK AP3K3X NEW	DRY OAK AP3KG3 NEW	COAL OAK AP3KG2 NEW	


HIGH GLOSS POLYESTER

EUCALYPTUS LIGHT GREY AP5KSS	EUCALYPTUS BROWN AP5KSM	EUCALYPTUS DARK GREY AP5KSK
--	-----------------------------------	---------------------------------------

MATTE POLYESTER

EUCALYPTUS LIGHT GREY AP3KSS	EUCALYPTUS BROWN AP3KSM	EUCALYPTUS DARK GREY AP3KSK
--	-----------------------------------	---------------------------------------

LUX CLASSIC FRAME DOOR
BY PIETRO AROSIO



MATTE LACQUER

MATTE LACQUER GLASS

MATT LACQUER EVERGREEN DOORS

ARCTIC WHITE 1V	REFLECT WHITE 0W	IVORY 1A	FEATHER GREY 2B	PEARL GREY 20	COSMIC GREY 2Q
TITANIUM 2A	CAPPUCCINO 8V	GRAPHITE GREY F2	COFFEE BROWN 8H	BLACK 9G	

MATT LACQUER CONTEMPORARY DOORS

LEMON YELLOW 7J	HONEY YELLOW 73	SAHARA YELLOW D7	AUTUMN ORANGE 6N	BEIJING RED K3	RACING RED 31
GINGER RED 3N	MARSALA RED 3E	PLATINUM GREY 2S	SWEDEN BLUE F5	PATAGONIA BLUE ST	LAKE BLUE 5V
WHEAT BROWN 8A	TEA GREEN 4X	CEDAR GREEN C4	FERN GREEN 4E	HEART BROWN 81	

MATTE AND HIGH GLOSS LACQUER TAILOR-MADE



Custom-made matte lacquered colour, referring to: Colour chart **RAL, PANTONE (Formula guide) and NCS (Index 2)**. Available in the matte lacquered version for the models which include this finish. **Price: matte and high gloss lacquer price group + 30%**. Delivery time: add 4 working weeks to the standard schedule.
N.B.: Following miscellaneous and additional orders are not available, objections about the colour interpretation will not be accepted. There may be slight differences between the Colour chart and the final product.

LUX CLASSIC FRAME DOOR
BY PIETRO AROSIO

LUX CLASSIC_MELAMINE



MEDIUM OAK
AH9KR8

MEDIUM OAK GLASS
AVK9R8

LUX CLASSIC_WOOD LACQUER DOORS



BARRIQUE OAK
AH3KKB

BARRIQUE OAK GLASS
AVK3KB



SEPIA OAK
AH3KHH

SEPIA OAK GLASS
AVK3KH

COLLEZIONE
SISTEMA

	LACQUER DOORS	MICALIZED LACQUER DOORS	HIGH GLOSS METALLIZED LACQUER DOORS	WOOD DOORS	MATTE POLYESTER DOORS	HIGH GLOSS POLYESTER DOORS	BRIGHT LAMINATE LASER EDGE DOORS	MELAMINE DOORS WITH LASER EDGE	MELAMINE DOORS	MATTE GLASS DOORS	HIGH GLOSS GLASS DOORS	METAL DOORS
MATT LACQUER EVERGREEN												
MATT LACQUER CONTEMPORARY												
HIGH GLOSS MONOLACQUER EVERGREEN												
HIGH GLOSS LACQUER EVERGREEN												
HIGH GLOSS LACQUER CONTEMPORARY												
MATTE LACQUER TAILOR-MADE												
HIGH GLOSS LACQUER TAILOR-MADE												
NORDIC WHITE												
RUBY RED												
ABSOLUTE BROWN												
CEMENT GREY												
SIDEREAL BLUE												
CHAMPAGNE												
LEAD GREY												
EXTRA BLACK												
BURNISHED GOLD												
NORDIC WHITE												
RUBY RED												
ABSOLUTE BROWN												
CEMENT GREY												
SIDEREAL BLUE												
CHAMPAGNE												
LEAD GREY												
EXTRA BLACK												
BURNISHED GOLD												
DARK ASH												
BARRIQUE OAK												
SEPIA OAK												
CINNAMON WALNUT												
SMOKED OAK (CARBONITE)												
COFFEE ELM												
NATURAL ELM												
MINK ELM												
FOREST OAK												
DRY OAK												
COAL OAK												
EUCALYPTUS LIGHT GREY												
EUCALYPTUS BROWN												
EUCALYPTUS DARK GREY												
EUCALYPTUS LIGHT GREY												
EUCALYPTUS BROWN												
EUCALYPTUS DARK GREY												
ALHAMBRA BLUE												
ARCTIC WHITE												
REFLECT WHITE												
SILK WHITE												
FEATHER GREY												
CAPPUCCINO												
COFFEE BROWN												
PLATINUM GREY												
SOFT ARCTIC WHITE												
SOFT REFLECT WHITE												
SOFT SILK WHITE												
SOFT FEATHER GREY												
SOFT CAPPUCCINO												
SOFT COFFEE BROWN												
SOFT PLATINUM GREY												
SOFT COSMIC GREY												
MOON OAK												
NATURAL LARCH												
MEDIUM OAK												
SAND WALNUT												
HAVANA OAK												
CANYON OAK												
OSLO OAK												
FOSSIL OAK												
BETON OAK												
TUNDRA ELM												
POLAR ELM												
PARK GREY												
VOLCANO EUCALYPTUS												
JUTE RESIN												
ASH RESIN												
CORTEN												
PEWTER												
SALT RESIN												
ARCTIC WHITE												
FEATHER GREY												
ATLANTIC GREY												
GRAPHITE GREY												
ARCTIC WHITE												
FEATHER GREY												
ATLANTIC GREY												
GRAPHITE GREY												
SATIN STAINLESS STEEL												
PAINTED ALUMINIUM TOWN												
ORANGE												
WAY												
CODE												
LOFT												
OPERA												
LOOK												
LUX												
LUX CLASSIC												

NEW
NEW
NEW

NEW
NEW

NEW
NEW

NEW
NEW

NEW

NEW

COLLEZIONE

Everyone

Una collezione
dedicata alle nuove generazioni,
ad un pubblico dal gusto giovane,
che ricerca un mix equilibrato
di creatività e flessibilità,
per una cucina da vivere
nei diversi momenti della giornata.

FIRST
FUN
FEEL
JOY

*A COLLECTION DEDICATED TO THE YOUNGER GENERATIONS,
WITH A FRESH TASTE FOR COMBINING CREATIVITY AND FLEXIBILITY,
IN A KITCHEN TO BE EXPERIENCED AT ANY TIME OF DAY.*

*UNE COLLECTION DÉDIÉE AUX NOUVELLES GÉNÉRATIONS,
À UN PUBLIC AU GOÛT JEUNE QUI AIME COMBINER CRÉATIVITÉ
ET FLEXIBILITÉ, DANS UNE CUISINE À JOUIR AUX DIFFÉRENTS MOMENTS DE LA JOURNÉE.*

*UNA COLECCIÓN DEDICADA A LAS NUEVAS GENERACIONES,
A UN PÚBLICO CON UN GUSTO JOVEN, QUE BUSCA UN MIX EQUILIBRADO
DE CREATIVIDAD Y FLEXIBILIDAD,
PARA UNA COCINA DONDE SE VIVEN DISTINTOS MOMENTOS DEL DÍA.*

MELAMINE DOORS

ARCTIC WHITE SOFT AP92A1	FEATHER GREY SOFT AP92G2	CAPPUCCINO SOFT AP92J2	IRON GREY SOFT AP922M	SOFT COSMIC GREY AP922Q NEW
BEIJING RED SOFT AP92K3	SAHARA YELLOW SOFT AP92D7	SWEDEN BLUE SOFT AP92F5		

MELAMINE DOORS

MOON OAK AP91RQ	NATURE OAK AP91RH	GREY LIMED OAK AP91R2	WHITE LIMED OAK AP91RD	HAVANA OAK AP91RL				
BETON OAK AP91K1 NEW	TUNDRA ELM AP91LD NEW	BOSTON BROWN AP91RB NEW	VOLCANO EUCALYPTUS AP91WU NEW	NABITI EUCALYPTUS AP91N8 NEW	APACHE EUCALYPTUS AP91AP NEW			

HIGH GLOSS LACQUER WITH EDGING

CHALK WHITE AP6B1R	CHASMERE AP6B8C NEW	SHIFT GREY AP6B2N NEW
------------------------------	--------------------------------------	--

MATT LACQUER WITH EDGING

CHALK WHITE AP7B1R NEW	CHASMERE AP7B8C NEW	SHIFT GREY AP7B2N NEW
---	--------------------------------------	--

	MELAMINE DOORS														HIGH GLOSS LACQUER WITH EDGING	MAT GLOSS LACQUER WITH EDGING											
FIRST	ARCTIC WHITE SOFT	FEATHER GREY SOFT	CAPPUCCINO SOFT	IRON GREY SOFT	SOFT COSMIC GREY	BEIJING RED SOFT	SAHARA YELLOW SOFT	SWEDEN BLUE SOFT	MOON OAK	NATURE OAK	GREY LIMED OAK	WHITE LIMED OAK	HAVANA OAK	BETON OAK	TUNDRA ELM	BOSTON BROWN	VOLCANO EUCALYPTUS	NABITI EUCALYPTUS	APACHE EUCALYPTUS	CHALK WHITE	CHASMERE	SHIFT GREY	CHALK WHITE	CHASMERE	SHIFT GREY		
FUN																											
FEEL																											
JOY																											
					NEW																	NEW	NEW	NEW	NEW	NEW	NEW



20300 South Vermont Avenue, Suite 125
Torrance, CA 90502
Tel. 310.516.8499 | Fax 310.516.9918
sales@snaidero-usa.com

www.snaidero-usa.com